

pvlib python: 2023 project update

Kevin S. Anderson¹, William F. Holmgren², Clifford W. Hansen¹,
Mark A. Mikofski², Adam R. Jensen³, and Anton Driesse⁴

¹ Sandia National Laboratories ² DNV ³ Technical University of Denmark ⁴ PV Performance Labs

DOI: [10.xxxxxx/draft](https://doi.org/10.xxxxxx/draft)

Software

- [Review](#)
- [Repository](#)
- [Archive](#)

Editor: [Open Journals](#)

Reviewers:

- [@openjournals](#)

Submitted: 01 January 1970

Published: unpublished

License

Authors of papers retain copyright
and release the work under a
Creative Commons Attribution 4.0
International License ([CC BY 4.0](#)).

Summary

pvlib python is a community-developed, open-source software toolbox for simulating the performance of solar photovoltaic (PV) energy systems. It provides reference implementations of over 100 empirical and physics-based models from the peer-reviewed scientific literature, including solar position algorithms, irradiance models, thermal models, and PV electrical models. In addition to these individual low-level model implementations, pvlib python provides high-level workflows that chain these models together like building blocks to form complete “weather-to-power” photovoltaic system models. It also provides functions to fetch and import a wide variety of weather datasets useful for PV modeling.

pvlib python has been developed since 2015 and follows modern best practices for open-source python software, with comprehensive automated testing, standards-based packaging, and semantic versioning. Its source code is developed openly on GitHub and releases are distributed via the Python Package Index (PyPI) and the conda-forge repository. pvlib python’s source code is made freely available under the permissive BSD-3 license.

Here we (the project’s core developers) present an update on pvlib python, describing capability and community development since our 2018 publication ([Holmgren, Hansen, & Mikofski, 2018](#)).

Statement of need

PV performance models are used throughout the field of photovoltaics. The rapid increase in scale, technological diversity, and sophistication of the global solar energy industry demands correspondingly more capable models. Per the United States Department of Energy, “the importance of accurate modeling is hard to overstate” ([Solar Energy Technologies Office, 2022](#)).

Compared with other PV modeling tools, pvlib python stands out in several key aspects. One is its reusable toolbox design, providing the user a level of flexibility and customization beyond that of other tools. Rather than organizing the user interface around pre-built modeling workflows, pvlib python makes the individual “building blocks” of PV performance models accessible to the user. This allows the user to assemble their own model workflows, including the ability of incorporating custom modeling steps. This flexibility is essential for applications in both academia and industry.

Another key aspect of pvlib python is that it is used via a general-purpose programming language (Python), which allows pvlib python functions to be combined with capabilities in other Python packages, such as database query, data manipulation, numerical optimization, plotting, and reporting packages.

A final key aspect of pvlib python is its open peer review approach and foundation in published scientific research, allowing it to be developed by a decentralized and diverse community of

PV researchers and practitioners without compromising its focus on transparent and reliable model implementations.

These key aspects, along with sustained contributions from a passionate and committed community, have led to pvlib python's widespread adoption across the PV field (Stein & Hansen, 2022). In support of the claim that pvlib python provides meaningful value and addresses real needs, we offer these quantitative metrics:

1. Its 2018 JOSS publication, at the time of this writing, ranks 14th by citation count out of the 2000+ papers published by JOSS to date.
2. The Python Package Index (PyPI) classifies pvlib python as a "critical project" due to being in the top 1% of the index's packages by download count.
3. The project's online documentation receives over 400,000 page views per year.
4. pvlib python was found to be the third most-used python project in the broader open-source sustainability software landscape, with the first two being netCDF4 utilities applicable across many scientific fields (Augspurger et al., 2023).

Functionality additions

To meet new needs of the PV industry, substantial new functionality has been added in the roughly five years since the 2018 JOSS publication.

First, several dozen new models have been implemented, expanding the package's capability in both existing and new modeling areas and prompting the creation of several new modules within pvlib python. In response to the recent rapid increase in deployment of bifacial PV, a capability enhancement of particular note is the inclusion of models for simulating irradiance on the rear side of PV modules. Other notable additions include methods of fitting empirical PV performance models to measurements and models for performance loss mechanisms like soiling and snow coverage.

Figure 1 summarizes the number of models (or functions) per module for pvlib python versions 0.6.0 (released 2018-09-17) and 0.10.1 (released 2023-07-03), showing a substantial capability expansion over the last five years.

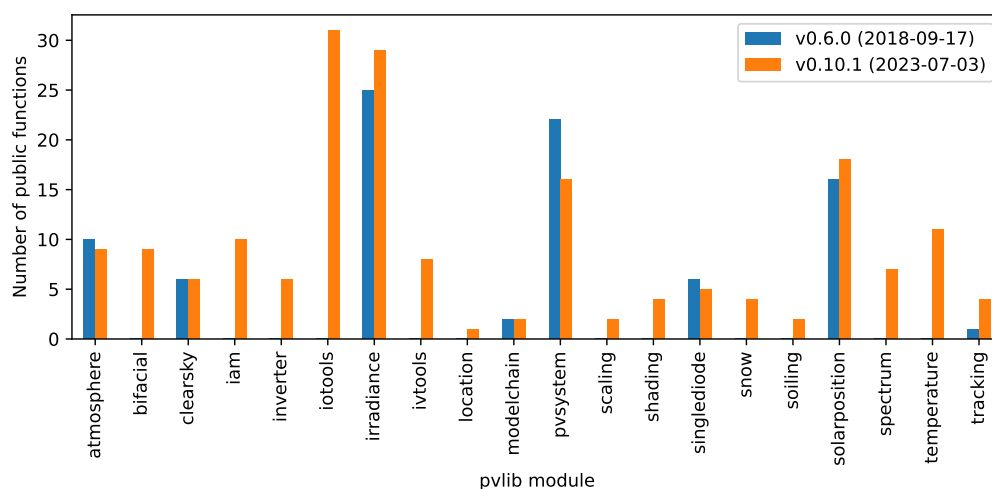


Figure 1: Comparison of public function counts for selected pvlib modules for v0.6.0 and v0.10.1. Some modules are smaller in v0.10.1 due to moving functions to new modules (e.g. from pvsystem to iam).

Second, in addition to the new function-level model implementations, the package's high-level classes have also been expanded to support the complexity of emerging system designs,

including heterogeneous systems whose subsystems differ in mounting or electrical configuration and systems that require custom orientation/tracking models.

Third, the creation of `pvlb.iotools`, a sub-package for fetching and importing datasets relevant to PV modeling. These functions provide a standardized interface for reading data files in various complex data formats, offering conveniences like optionally standardizing the dataset variable names and units to `pvlb`'s conventions (Jensen et al., submitted). As of version 0.10.1, `pvlb.iotools` contains functions to download data from over ten online data providers, plus file reading/parsing functions for a dozen solar resource file formats.

These additions are discussed in more detail in (Hansen et al., 2023) and (Anderson et al., 2022). Complete descriptions of the changes in each release can be found in the project's documentation.

Community growth

It is difficult to comprehensively describe the community around open-source projects like `pvlb python`, but some aspects can be quantified. Here we examine the community from a few convenient perspectives, emphasizing that these metrics provide a limited view of the community as a whole.

First, we examine contributors to `pvlb python`'s code repository. The project's use of version control software enables easy quantification of repository additions (to code, documentation, tests, etc) over time. The project's repository currently comprises contributions from over 100 people spanning industry, academia, and government research institutions. Figure 2 (left) shows the number of unique repository contributors over time, demonstrating continued and generally accelerating attraction of new contributors.

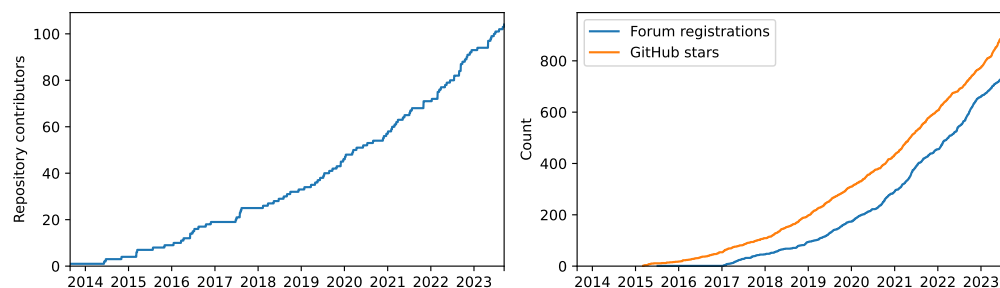


Figure 2: Total repository contributor count over time (left) and other community size statistics (right).

However, the project as a whole is the product of not only of those who contribute code but also those who submit bug reports, propose ideas for new features, participate in online forums, and support the project in other ways. Along those lines, two easily tracked metrics are the number of people registered in the `pvlb python` online discussion forum and the number of GitHub "stars" (an indicator of an individual's interest, akin to a browser bookmark) on the `pvlb python` code repository. Figure 2 (right) shows these counts over time. Although these numbers almost certainly underestimate the true size of the `pvlb` community, their increase over time indicates continued and accelerating community growth.

In addition to continuous interaction online, community members sometimes meet in person at user's group and tutorial sessions run by `pvlb python` maintainers and community members alike. To date, these meetings have been held at the IEEE Photovoltaics Specialists Conference (PVSC), the PVPWC Workshops, and the PyData Global conference. Figure 3 shows a timeline of these meetings, along with other notable events in the project's history.

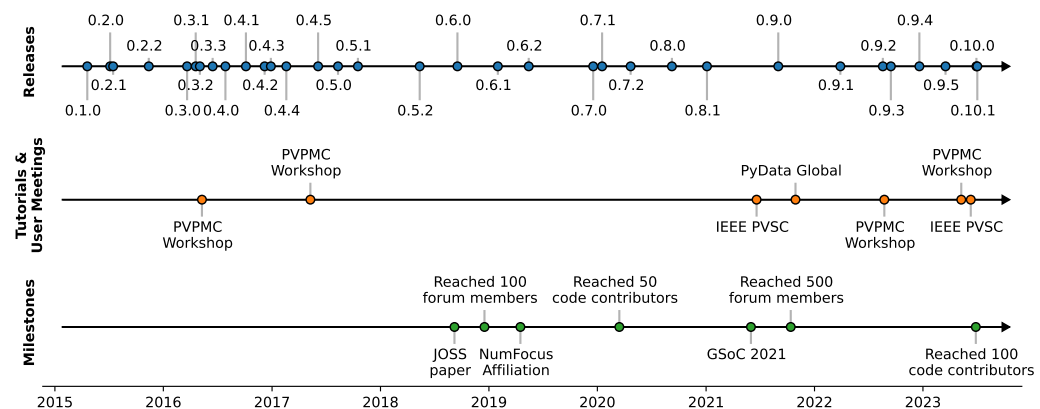


Figure 3: pvlib python major event timeline: releases (top), community events (middle), and other project milestones (bottom).

Finally, it is worth pointing out that pvlib python contributors and users are part of a broader community for the pvlib software “family”, which includes pvanalytics, a package for PV data quality assurance and feature recognition algorithms (Perry et al., 2022), and twoaxistracking, a package for simulating self-shading in arrays of two-axis solar trackers (Jensen et al., 2022). Moreover, looking beyond pvlib and its affiliated packages, we see that Python is proving to be the most common programming language in general for open-source PV modeling and analysis software. The packages mentioned here make up one portion of a growing landscape of Python-for-PV projects (Holmgren, Hansen, Stein, et al., 2018).

Acknowledgements

Although much of the development and maintenance of pvlib python is on a volunteer basis, the project has also been supported by projects with various funding sources, including:

- The U.S. Department of Energy’s Solar Energy Technology Office, through the PV Performance Modeling Collaborative (PVPYC) and other projects
- The Danish Energy Agency through grant nos. 64020-1082 and 134232-510237
- NumFOCUS’s Small Development Grant program
- Google’s Summer of Code program

pvlib python benefits enormously from building on top of various high-quality packages that have become de facto standards in the python ecosystem: numpy (Harris et al., 2020), pandas (McKinney, 2010), scipy (Virtanen et al., 2020), and numba (Lam et al., 2015) for numerics, matplotlib (Hunter, 2007) for plotting, sphinx (Komiya et al., 2023) for documentation, and pytest (Krekel et al., 2004) for automated testing. The project also benefits from online infrastructure generously provided free of charge, including GitHub (code development and automated testing) and ReadTheDocs.org (documentation building and hosting).

This work was supported by the U.S. Department of Energy’s Office of Energy Efficiency and Renewable Energy (EERE) under the Solar Energy Technologies Office Award Number 38267. Sandia National Laboratories is a multimission laboratory managed and operated by National Technology & Engineering Solutions of Sandia, LLC, a wholly owned subsidiary of Honeywell International Inc., for the U.S. Department of Energy’s National Nuclear Security Administration under contract DE-NA0003525. This paper describes objective technical results and analysis. Any subjective views or opinions that might be expressed in the paper do not necessarily represent the views of the U.S. Department of Energy or the United States Government.

References

- Anderson, K., Holmgren, W., Hansen, C., Mikofski, M., Jensen, A. R., & Driesse, A. (2022). pvlib python 2022 update. *PV Performance Modeling and Monitoring Workshop*. <https://www.osti.gov/biblio/1886878>
- Augsburger, T., Malliaraki, E., Hopkins, J., & Brown, D. (2023). *The open source sustainability ecosystem*. The Linux Foundation.
- Hansen, C., Anderson, K., Vining, William, Holmgren, W., Mikofski, M., Jensen, A. R., Driesse, A., & Perry, K. (2023). pvlib 2023 update: pvlib-python, pvanalytics, twoaxistracking. *PV Performance Modeling and Monitoring Workshop*.
- Harris, C. R., Millman, K. J., Walt, S. J. van der, Gommers, R., Virtanen, P., Cournapeau, D., Wieser, E., Taylor, J., Berg, S., Smith, N. J., Kern, R., Picus, M., Hoyer, S., Kerkwijk, M. H. van, Brett, M., Haldane, A., Río, J. F. del, Wiebe, M., Peterson, P., ... Oliphant, T. E. (2020). Array programming with NumPy. *Nature*, 585(7825), 357–362. <https://doi.org/10.1038/s41586-020-2649-2>
- Holmgren, W. F., Hansen, C. W., & Mikofski, M. A. (2018). pvlib python: A python package for modeling solar energy systems. *Journal of Open Source Software*, 3(29), 884. <https://doi.org/10.21105/joss.00884>
- Holmgren, W. F., Hansen, C. W., Stein, J. S., & Mikofski, M. A. (2018). Review of open source tools for PV modeling. *IEEE 45th Photovoltaic Specialists Conference*. <https://doi.org/10.5281/zenodo.1401378>
- Hunter, J. D. (2007). Matplotlib: A 2D graphics environment. *Computing in Science & Engineering*, 9(3), 90–95. <https://doi.org/10.1109/MCSE.2007.55>
- Jensen, A. R., Anderson, K. S., Holmgren, W. F., Mikofski, M. A., Hansen, C. W., Boeman, L. J., & Loonen, R. (submitted). pvlib iotools – open-source python functions for seamless access to solar irradiance data. *Solar Energy*.
- Jensen, A. R., Sifnaios, I., & Anderson, K. (2022). twoaxistracking – a python package for simulating self-shading of two-axis tracking solar collectors. *MethodsX*, 9, 101876. <https://doi.org/10.1016/j.mex.2022.101876>
- Komiya, T., Brandl, G., B., J.-F., SHIMIZUKAWA, T., Andersen, J. L., Turner, A., Finucane, S., Lehmann, R., Kampik, T., Magin, J., jacobmason, Dufresne, J., Waltman, J., Rodríguez, J. L. C., Ronacher, A., Geier, M., Shachnev, D., Ruana, R., Virtanen, P., ... cocoatomo. (2023). *Sphinx-doc/sphinx: v7.0.1* (Version v7.0.1). Zenodo. <https://doi.org/10.5281/zenodo.7931414>
- Krekel, H., Oliveira, B., Pfannschmidt, R., Bruynooghe, F., Laughner, B., & Bruhin, F. (2004). Pytest. <https://github.com/pytest-dev/pytest>
- Lam, S. K., Pitrou, A., & Seibert, S. (2015). Numba: A LLVM-based python JIT compiler. *Proceedings of the Second Workshop on the LLVM Compiler Infrastructure in HPC*, 1–6. <https://doi.org/10.1145/2833157.2833162>
- McKinney, Wes. (2010). Data Structures for Statistical Computing in Python. In Stéfan van der Walt & Jarrod Millman (Eds.), *Proceedings of the 9th Python in Science Conference* (pp. 56–61). <https://doi.org/10.25080/Majora-92bf1922-00a>
- Perry, K., Vining, W., Anderson, K., Muller, M., & Hansen, C. (2022). PVAnalytics: A python package for automated processing of solar time series data. *PV Performance Modeling and Monitoring Workshop*. <https://www.osti.gov/biblio/1887283>
- Solar Energy Technologies Office. (2022). *Modeling of photovoltaic systems: Basic challenges and DOE-funded tools*. U.S. Department of Energy, Office of Energy Efficiency and

183 Renewable Energy.

184 Stein, J., & Hansen, C. (2022). A twelve-year retrospective on pvlib: Open-source PV
185 performance modeling library. *SETO-Funded Open-Source Software: Building Community*
186 *Engagement for Lasting Impact*. [https://www.energy.gov/sites/default/files/2022-10/](https://www.energy.gov/sites/default/files/2022-10/DOE%20OSS%20Workshop%2C%20Josh%20Stein%2C%20Sandia.pdf)
187 [DOE%20OSS%20Workshop%2C%20Josh%20Stein%2C%20Sandia.pdf](https://www.energy.gov/sites/default/files/2022-10/DOE%20OSS%20Workshop%2C%20Josh%20Stein%2C%20Sandia.pdf)

188 Virtanen, P., Gommers, R., Oliphant, T. E., Haberland, M., Reddy, T., Cournapeau, D.,
189 Burovski, E., Peterson, P., Weckesser, W., Bright, J., van der Walt, S. J., Brett, M., Wilson,
190 J., Millman, K. J., Mayorov, N., Nelson, A. R. J., Jones, E., Kern, R., Larson, E., ... SciPy
191 1.0 Contributors. (2020). SciPy 1.0: Fundamental Algorithms for Scientific Computing in
192 Python. *Nature Methods*, 17, 261–272. <https://doi.org/10.1038/s41592-019-0686-2>

DRAFT